










ELECTRICAL LEGEND

SYMBOLS	DESCRIPTION
	NORMALLY OPEN CONTACT
	NORMALLY CLOSED CONTACT
	RELAY COIL
	CIRCUIT BREAKER
	INDICATOR LIGHT- R=RED G=GREEN
	RUN TIME METER
	FLOAT SWITCH
	FUSE
	INDICATES CONNECTIONS FOR CIRCUITRY FROM OUTSIDE OF PUMP CONTROL PANEL
ALT	ALTERNATOR
FS	FLOAT SWITCH
HOA	HAND - OFF - AUTO
ISR	INTRINSICALLY SAFE RELAY
GFI	GROUND FAULT INTERRUPTER RECEPTACLE, 120V
LDTR	LAG DELAY TIMER RELAY
MS	MOTOR STARTER
PM	PHASE MONITOR
RTM	RUNNING TIME METER
SF	SEAL FAILURE

DETAIL:

PUMP CONTROL PANEL SCHEMATIC LEGEND

SCALE: NOT TO SCALE

CFPUA DETAIL DATE:

CFPUA REV. No: 1

01/01/19



CAPE FEAR PUBLIC UTILITY AUTHORITY
235 GOVERNMENT CENTER DRIVE
WILMINGTON, NC 28403
OFFICE: (910)332-6560

Stewardship. Sustainability. Service.

DETAIL NO:

PCP-1

SHEET NO:

-