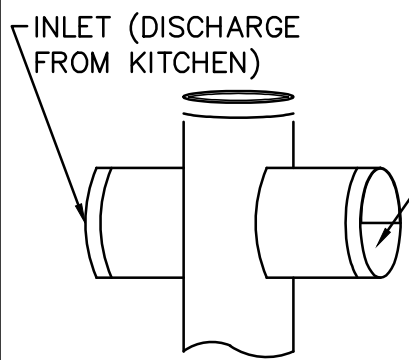
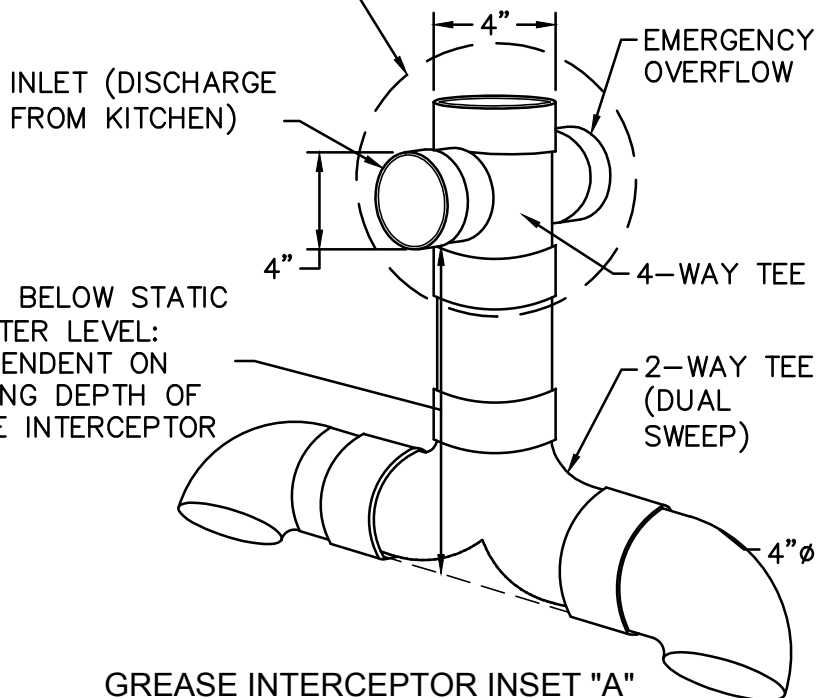


**SECTION**

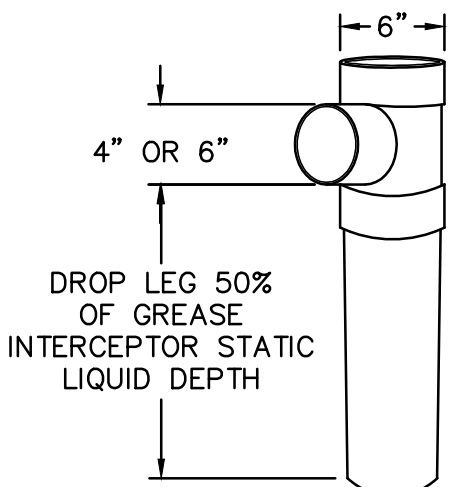


**GREASE INTERCEPTOR INSET "A-1"  
EMERGENCY OVERFLOW CLOSE-UP**

SEE INSET "A-1",  
THIS SHEET



**GREASE INTERCEPTOR INSET "A"  
4" SANITARY TEE**



**GREASE INTERCEPTOR INSET "B"  
6" x 6" x 4" OUTLET  
SANITARY TEE**

14" - 18" BELOW STATIC  
WATER LEVEL:  
DEPENDENT ON  
WORKING DEPTH OF  
GREASE INTERCEPTOR

**NOTES:**

1. MUST COMPLETE CFPUA'S APPLICATION FOR AUTHORIZATION TO CONSTRUCT. CONTACT COMMUNITY COMPLIANCE AT 910-332-6558 OR COMMUNITY.COMPLIANCE@CFPUA.ORG.
2. SHALL BE SIZED TO ACHIEVE A MINIMUM 20 MINUTE DETENTION TIME.
3. ALL FIXTURES AND DRAINS RECEIVING GREASE LADEN SOURCES FROM KITCHEN OR FOOD PREPARATION WASTE WATER SHALL PASS THROUGH THE GREASE INTERCEPTOR.

DETAIL: <b>CONCRETE GREASE INTERCEPTOR</b>		 <b>CAPE FEAR PUBLIC UTILITY AUTHORITY</b> 235 GOVERNMENT CENTER DRIVE WILMINGTON, NC 28403 OFFICE: (910)332-6560	DETAIL NO: <b>EM-4</b>
SCALE: NOT TO SCALE	CFPUA DETAIL DATE: 01/01/19		SHEET NO: -
CFPUA REV. No: 1	Stewardship. Sustainability. Service.		